








Schieber-Vakuum-Rotationspumpen mit Ölschmierung


Baureihe	Typ		Version Tank seitlich	Luftleistung m³/h l/min. (cfm)	Arbeitsdrehzahl rpm	Antrieb hdr	Vakuum % (in Hg)	Vakuum bei Dauereinsatz % (in Hg)	Druck max abs bar (psi)	Leistung Max Vakuum kW (hp)	Gewicht kg (lbs)	Typ Kühlung
PN	23			156 2.600 (92)	D 1300 M 540	•	90 (27")	60 (18")	1,5 (21,8)	3,3 (4,5)	53 (117)	 Luft
	33			216 3.600 (127)	D 1300 M 540	•	90 (27")	60 (18")	1,5 (21,8)	5,4 (7,2)	63 (139)	
	45			318 5.300 (187)	D 1300 M 540 M 1000	•	92 (27,5")	60 (18")	1,5 (21,8)	6,3 (8,4)	90 (198)	
	58			390 6.500 (230)	D 1300 M 540 M 1000	•	92 (27,5")	60 (18")	1,5 (21,8)	8,1 (10,9)	102 (225)	
	84			540 9.000 (317)	D 1300 M 540 M 1000	•	92 (27,5")	60 (18")	1,5 (21,8)	12,8 (17,2)	115 (254)	
	106	•		660 11.000 (388)	D 1300 M 540 M 1000	•	92 (27,5")	60 (18")	1,5 (21,8)	14,0 (18,8)	143 (315)	
	130	•		774 12.900 (456)	D 1350 M 540 M 1000	•	94 (28,1")	60 (18")	2,0 (29)	19,0 (25,5)	186 (410)	
	140	•		830 13.850 (490)	D 1350 M 540 M 1000	•	92 (27,5")	60 (18")	2,0 (29)	19,0 (25,5)	194 (428)	
155	•		910 15.200 (536)	D 1150 M 540 M 1000	•	93 (28")	60 (18")	2,0 (29)	19,0 (25,5)	216 (476)		
C	60			390 6.500 (230)	M 540	•			6,0 (87,0)	30,0* (40,2)*	97 (214)	* Leistung Max Druck
	84			540 9.000 (317)	M 540	•			6,0 (87,0)	42,0* (56,3)*	108 (238)	
	110			660 11.000 (388)	M 540	•			6,0 (87,0)	52,0* (69,7)*	118 (260)	
PNE	72			432 7.200 (254)	D 1350 M 540	•	93 (28")	60 (18")	2,0 (29)	10,0 (13,4)	136 (300)	
	82			492 8.200 (290)	D 1350 M 540	•	93 (28")	60 (18")	2,0 (29)	13,0 (17,4)	142 (313)	
	102			612 10.200 (360)	D 1300 M 540 M 1000	•	92 (27,5")	60 (18")	2,0 (29)	16,0 (21,5)	173 (381)	
	122			732 12.200 (430)	D 1300 M 540 M 1000	•	92 (27,5")	60 (18")	2,0 (29)	18,0 (24,1)	190 (419)	
PNR	72			432 7.200 (254)	D 1350 M 540	•	93 (28")	70 (21")	2,0 (29)	10,0 (13,4)	136 (300)	 Luftinjektion
	82			492 8.200 (290)	D 1350 M 540	•	93 (28")	70 (21")	2,0 (29)	13,0 (17,4)	142 (313)	
	102	•		612 10.200 (360)	D 1300 M 540 M 1000	•	92 (27,5")	70 (21")	2,0 (29)	16,0 (21,5)	173 (381)	
	122	•		732 12.200 (430)	D 1300 M 540 M 1000	•	92 (27,5")	70 (21")	2,0 (29)	18,0 (24,1)	190 (419)	
	142	•		852 14.200 (500)	D 1300 M 540 M 1000	•	90 (27")	70 (21")	2,5 (36)	19,0 (25,5)	255 (562)	
	260 R	•		620 10.300 (365)	D 1300	•	92 (27,5")	60 (18")	2,0 (29)	14,0 (18,8)	180 (395)	
155 R	•		910 15.200 (536)	D 1300 M 540 M 1000	•	93 (28")	70 (21")	2,0 (29)	19,0 (25,5)	220 (485)		
RV	360		•	612 10.200 (360)	D 1300	•	95 (28,5")	80 (24")	2,0 (29)	11,0 (15)	175 (386)	 Umluft
	520		•	882 14.700 (520)	D 1300	•	95 (28,5")	80 (24")	2,0 (29)	16,0 (21,7)	220 (485)	
RVC	210			360 6.000 (212)	D 1450	•	93 (28")	75 (22,5")	2,5 (36,3)	6,0 (8,1)	86 (190)	
	360		•	612 10.200 (360)	D 1300	•	95 (28,5")	80 (24")	2,0 (29)	11,0 (15)	176 (388)	
LC	300		•	510 8.500 (300)	D 1300 M 540 M 1000	•	92 (27,5")	85 (25,5")	2,0 (29)	14,0 (18,8)	200 (441)	 Wasser
	420		•	720 12.000 (420)	D 1300 M 540 M 1000	•	92 (27,5")	85 (25,5")	2,0 (29)	18,0 (24,1)	215 (474)	
	580		•	980 16.300 (580)	D 1200 M 540 M 1000	•	95 (28,5")	80 (24,0")	2,0 (29)	17,0 (22,8)	252 (555)	
PR	150	•		900 15.000 (529)	D 1200	•	95 (28,5")	95 (28,5")	2,0 (29)	25,0 (33,5)	345 (761)	
	200	•		1.250 20.800 (735)	D 1200	•	95 (28,5")	95 (28,5")	2,0 (29)	32,0 (43)	445 (981)	
	250	•		1.550 25.800 (911)	D 1100	•	95 (28,5")	95 (28,5")	2,0 (29)	39,5 (53)	530 (1168)	
	330	•		1.980 33.000 (1.164)	D 1000	•	95 (28,5")	95 (28,5")	2,0 (29)	50,0 (67)	605 (1334)	
	530	•		3.180 53.000 (1.870)	D 900	•	95 (28,5")	95 (28,5")	2,0 (29)	72,0 (96,5)	980 (2161)	




PN84




PN155




C84



PNR142




RV360



RVC210



LC420



PR250